

Linear Algebra

Lecture 6: Convex Sets

Nikolay V. Bogachev

Moscow Institute of Physics and Technology

Department of Discrete Mathematics

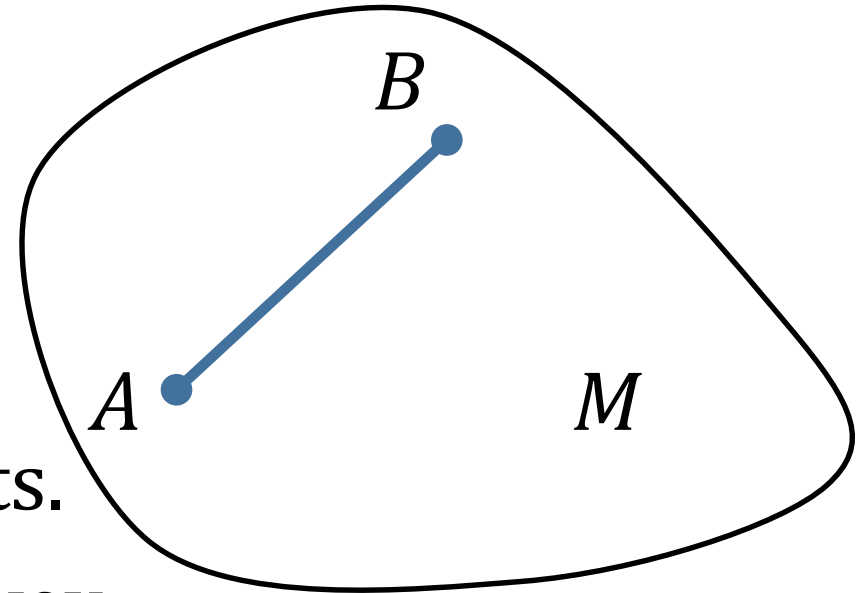
Laboratory of Advanced Combinatorics and Network Applications

Convex Sets

Suppose \mathbb{A} is an affine space.

$AB = [A, B] = \{\lambda A + (1 - \lambda)B \mid 0 \leq \lambda \leq 1\}$ is a **segment**.

M is **convex** if:



Planes are convex sets.

If M_1 and M_2 are convex,
then $M_1 \cap M_2$ is also convex.

Convex Hull

A **convex linear combination** of points in \mathbb{A} is their barycentric combination with non-negative coefficients.

For $\forall A_0, A_1, \dots, A_k \in M$, where M is convex, M also contains every convex combination $\sum_{j=0}^k \lambda_j A_j$.

For any $M \subset \mathbb{A}$, the set $\text{conv}(M)$ of all convex combinations of points in M is also convex. It is a **convex hull** of M .

Simplex

A convex hull of a set of affinely independent points $A_0, A_1, \dots, A_k \in \mathbb{A}$ is a k -dim **simplex** or a **k -simplex**.

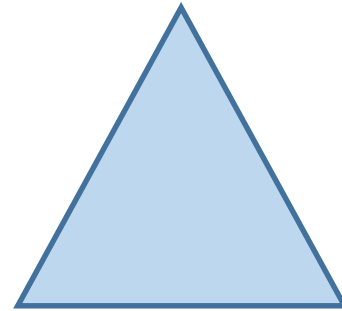
0-simplex is a point, 1-simplex is a segment, 2-simplex is a triangle, etc.



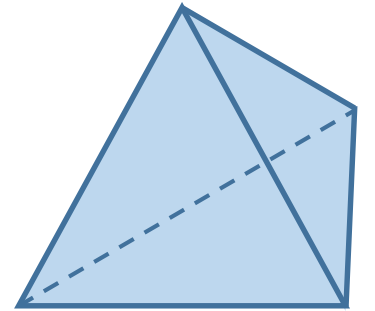
$k = 0$



$k = 1$



$k = 2$



$k = 3$

Neighborhoods and Interior Points

An ε -neighborhood of $A \in \mathbb{E}^n$ is an open ball

$$B(A, \varepsilon) = \{X \in \mathbb{E}^n \mid \rho(A, X) < \varepsilon\}.$$

$A \in M$ is an **interior point** of the set M if

$$B(A, \varepsilon) \subset M \text{ for some } \varepsilon > 0.$$

A set $\text{int}(M)$ of all interior points $M \subset \mathbb{E}^n$ is called the **interior** of M .

If $\text{int}(M) \neq \emptyset$ for a convex set M , then M is a **convex body**.

Convex Body

Suppose M is convex. Then

$$\text{int}(M) \neq \emptyset \Leftrightarrow \text{aff}(M) = \mathbb{E}^n.$$

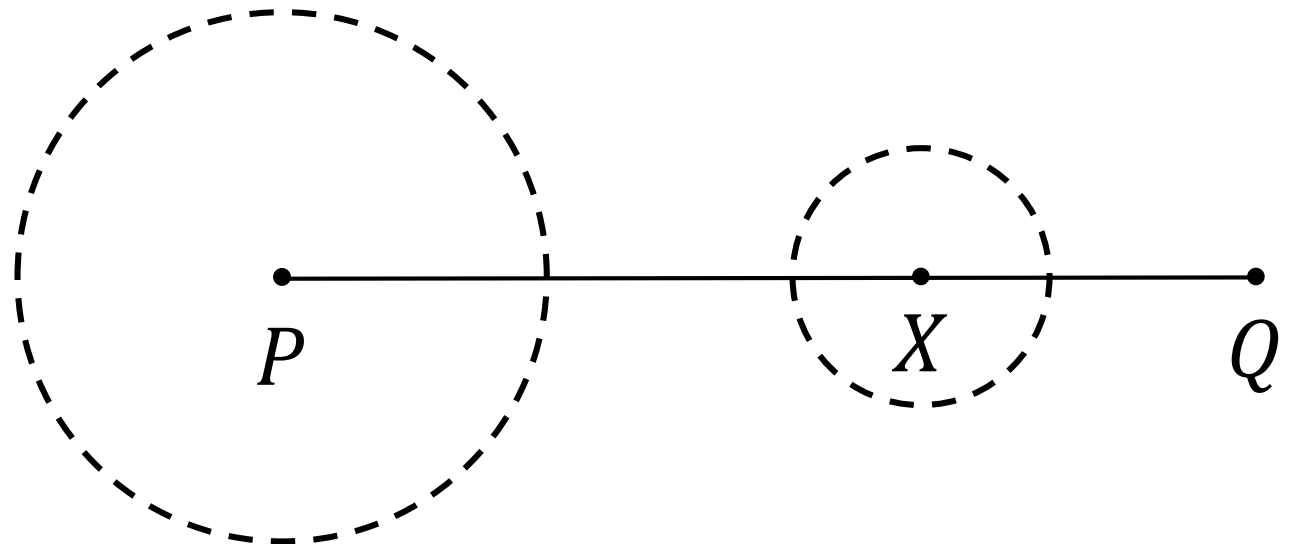
Proof: If $\text{aff}(M) = \mathbb{E}^n$, then M has $n + 1$ affinely independent points. It implies that M contains a simplex and a small ball inside.

The converse is obvious.

Neighborhoods and Interior Points

Suppose $P \in \text{int}(M)$, $Q \in M$, and M is convex. Then for any $X \in (P, Q)$, we have $X \in \text{int}(M)$.

Proof: If $P \in \text{int}(M)$ with a ball $B(P, \varepsilon)$, and $\overrightarrow{QX} = \lambda \overrightarrow{QP}$, then $H_Q^\lambda(B(P, \varepsilon))$ is the $(\lambda\varepsilon)$ -neighborhood of $X \in (P, Q)$.



Hyperplanes and Half-Spaces

Suppose f is affinely-linear function on \mathbb{E}^n .

Then we define a hyperplane

$$H_f := \{x \in \mathbb{E}^n \mid f(x) = 0\}$$

and half-spaces

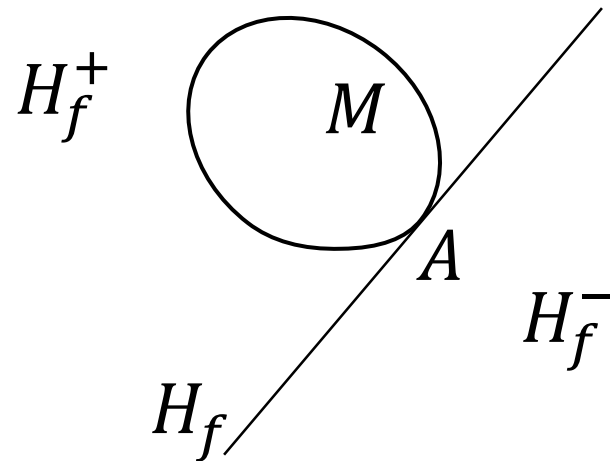
$$H_f^+ := \{x \in \mathbb{E}^n \mid f(x) \geq 0\}$$

$$H_f^- := \{x \in \mathbb{E}^n \mid f(x) \leq 0\}.$$

Hyperplanes and Half-Spaces

Boundary points of M are the points from $\text{clos}(M) \setminus \text{int}(M)$. The **boundary** of M is $\partial M = \text{clos}(M) \setminus \text{int}(M)$.

H_f is **supporting** for a closed convex body M if $M \subset H_f^+$ and $\exists A \in M$, s.t. $A \in H_f$.



Supporting Hyperplanes

H that passes through a point $X \in \partial M$ of a closed convex body M , is a supporting hyperplane iff $H \cap \text{int}(M) = \emptyset$.

Proof: If $H \cap \text{int}(M) \neq \emptyset$, then points of $\text{int}(M)$ lie in both sides of H . Conversely, if points of M lie in both sides of H , then $\exists(A, B)$, connecting $A \in H^+ \cap \text{int}(M)$ and $B \in H^- \cap \text{int}(M)$, since any $X \in M$ is a limit point for $\text{int}(M)$. Clearly, $(A, B) \cap H \neq \emptyset$.

The Separation Theorem

For every point $X \in \partial M$ for a closed convex body $M \subset \mathbb{E}^n$ there exists a supporting hyperplane $H \ni X$.

Proof:

Let us prove by induction on $k \leq n - 1$, that there exists a k -dimensional plane through X that does not intersect $\text{int}(M)$.

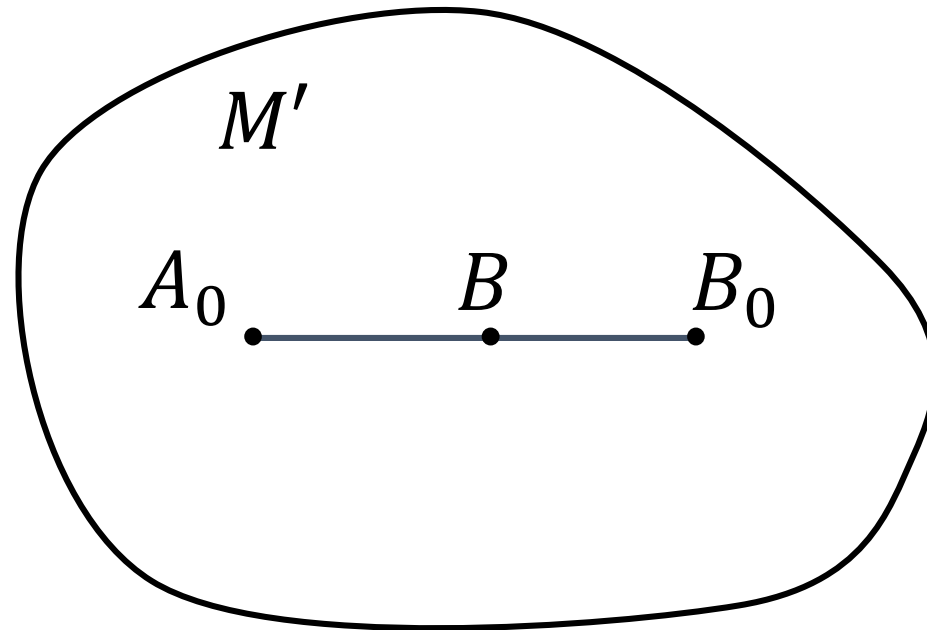
The Separation Theorem

For $k = 0$ this plane is X . Assume that we have a $(k - 1)$ -dim plane P with the required conditions.

Pick any $(k + 1)$ -dim space S' , containing P and $A_0 \in \text{int}(M)$. Let us find our k -dim plane.

The Separation Theorem

$M' = M \cap S'$ is a convex body in S' . Clearly, $\text{int}(M) \cap S' \subset \text{int}(M')$. Conversely, $\forall B \in \text{int}(M')$ is a point of (A_0, B_0) , where $B_0 \in M' \subset M$. Hence, $B \in \text{int}(M)$.



The Separation Theorem

Hence, $B \in \text{int}(M)$. Therefore,

$$\text{int}(M') = \text{int}(M) \cap S'.$$

It follows that $P \cap \text{int}(M') = \emptyset$. Then it remains to prove that $S' \supset$ a supporting hyperplane of M' that contains P .

We change the notation:

$$S' = S, \quad M' = M, \quad k + 1 = n.$$

The Separation Theorem

Let P be a $(n - 2)$ -dim plane through the point $X \in \partial M$, such that $P \cap \text{int}(M) \neq \emptyset$.

If a hyperplane $H \supset P$, then P divides H into 2 half-spaces H' and H'' . If $H' \cap \text{int}(M) = \emptyset$ and $H'' \cap \text{int}(M) = \emptyset$, we are done.

Since H' and H'' can not intersect $\text{int}(M)$ simultaneously, we may assume that H' intersects $\text{int}(M)$ while H'' does not.

The Separation Theorem

Let us rotate H around P , clockwise.

